



ಬೃಹತ್ ಬೆಂಗಳೂರು ಮಹಾನಗರ ಪಾಲಿಕೆ
Bruhat Bengaluru Mahanagara Palike



BBMP COVID-19 WAR ROOM 06.05.2022



OVERVIEW OF COVID-19 IN BENGALURU

CASE TRENDS ACTIVE CASES **1,789**

<u>Confirmed Cases</u>	<u>Recovered Cases</u>	<u>Death Cases</u>
149 17,84,342 #	123 17,65,590 #	0 16,963 #

HOSPITALIZATION **8**

<u>ICU – V</u>	<u>ICU</u>	<u>HDU</u>	<u>General</u>
1	1	-	6

INCLUDES GOVT. QUOTA AND PRIVATE WALK-IN HOSPITALIZATION

VACCINATION **10,305** 1,89,10,029 #

<u>First Dose</u>	<u>Second Dose</u>	<u>Precaution Dose</u>
1,637 94,99,439 #	4,519 89,04,316 #	4,149 5,06,274 #

TRIAGING

MTU
1

Tele Triage
108

ACTIVE CZs **9**

MCZs (< 5 cases)
9

Clusters (> 5 cases)
0

TESTING **9,707** 2,94,14,411 #

<u>RAT</u>	<u>RTPCR</u>
1,527	8,180

Positivity : 2.03%
*FOR LAST 7 DAYS

: indicates cumulative numbers till date



ABSTRACT OF COVID-19 SCENARIO IN BENGALURU



	MALE			FEMALE			TRANSGENDER			TOTAL		
	Last 24 Hours	Last 7 Days	Cumulative	Last 24 Hours	Last 7 Days	Cumulative	Last 24 Hours	Last 7 Days	Cumulative	Last 24 Hours	Last 7 Days	Cumulative
Positive Cases	88	525	10,55,455	61	353	7,28,696	0	0	191	149	878	17,84,342
Recovered Cases	62	465	10,43,107	61	291	7,22,300	0	0	183	123	756	17,65,590
Death Cases	0	0	10,744	0	0	6,215	0	0	4	0	0	16,963
Total Tests Done	In Last 24 hrs. : 9,707			In last 7 days : 43,249			Cumulative : 2,94,14,411					
Vaccine Doses Administered	In Last 24 hrs. : 10,305			In last 7 days : 83,923			Cumulative : 1,89,10,029					
ACTIVE CASES									1,789			

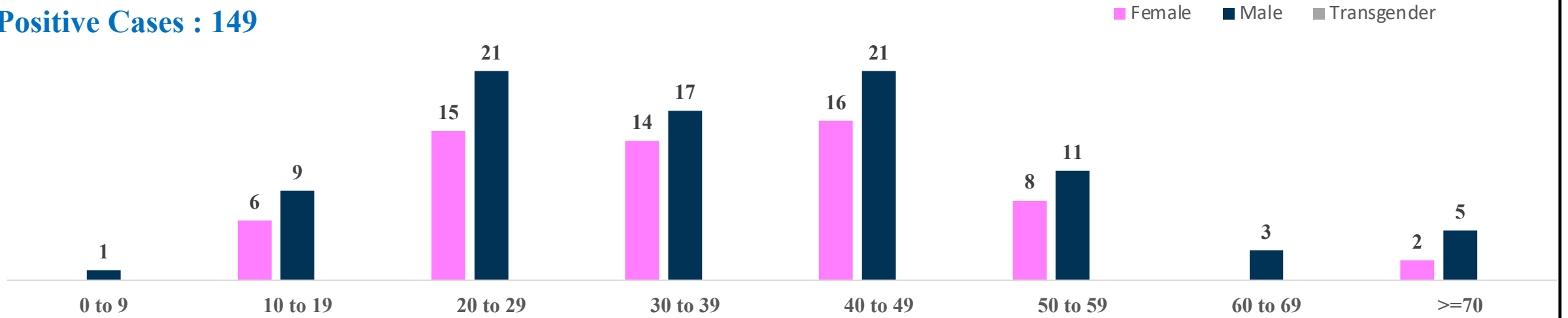
*Covid deaths occurred today : 00 | Covid deaths occurred beyond last 24 hrs., reported today : 00



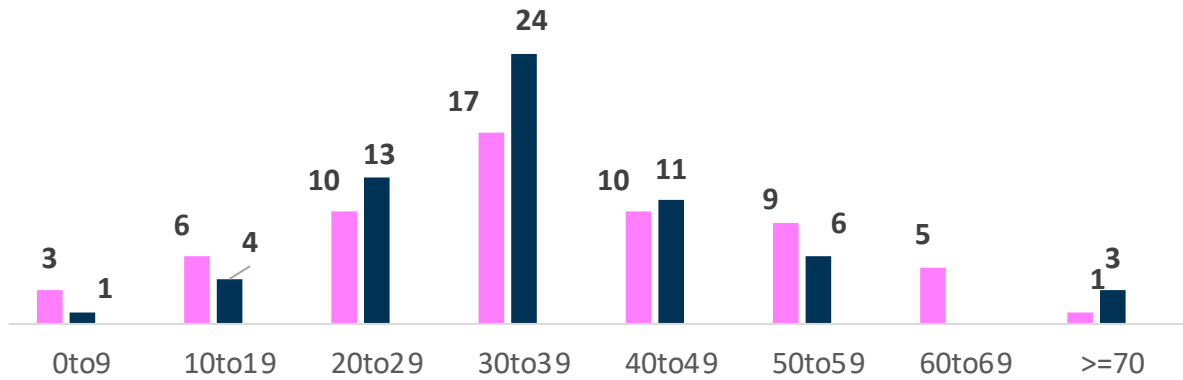
LAST 24 HOURS AGE GROUP AND GENDER WISE DISTRIBUTION



Positive Cases : 149



Recovered Cases : 123

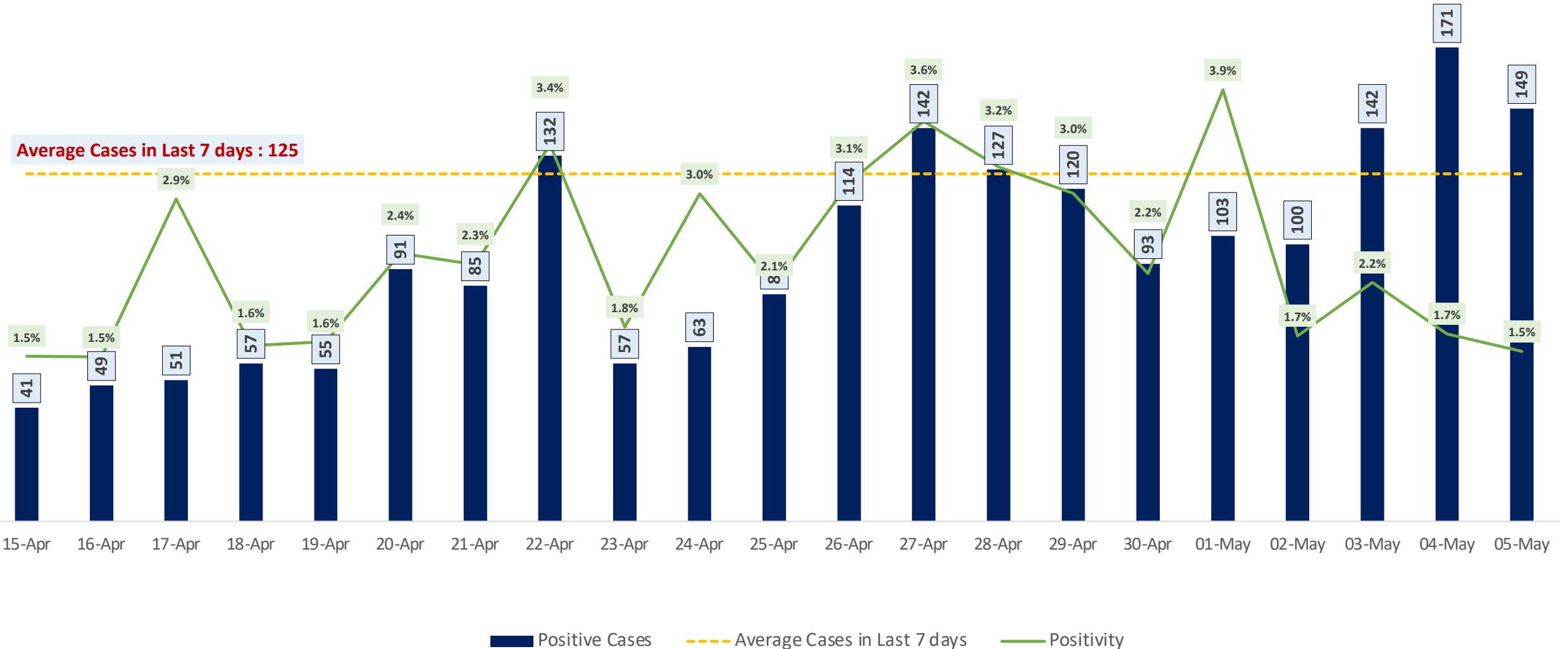


Death Cases : 0



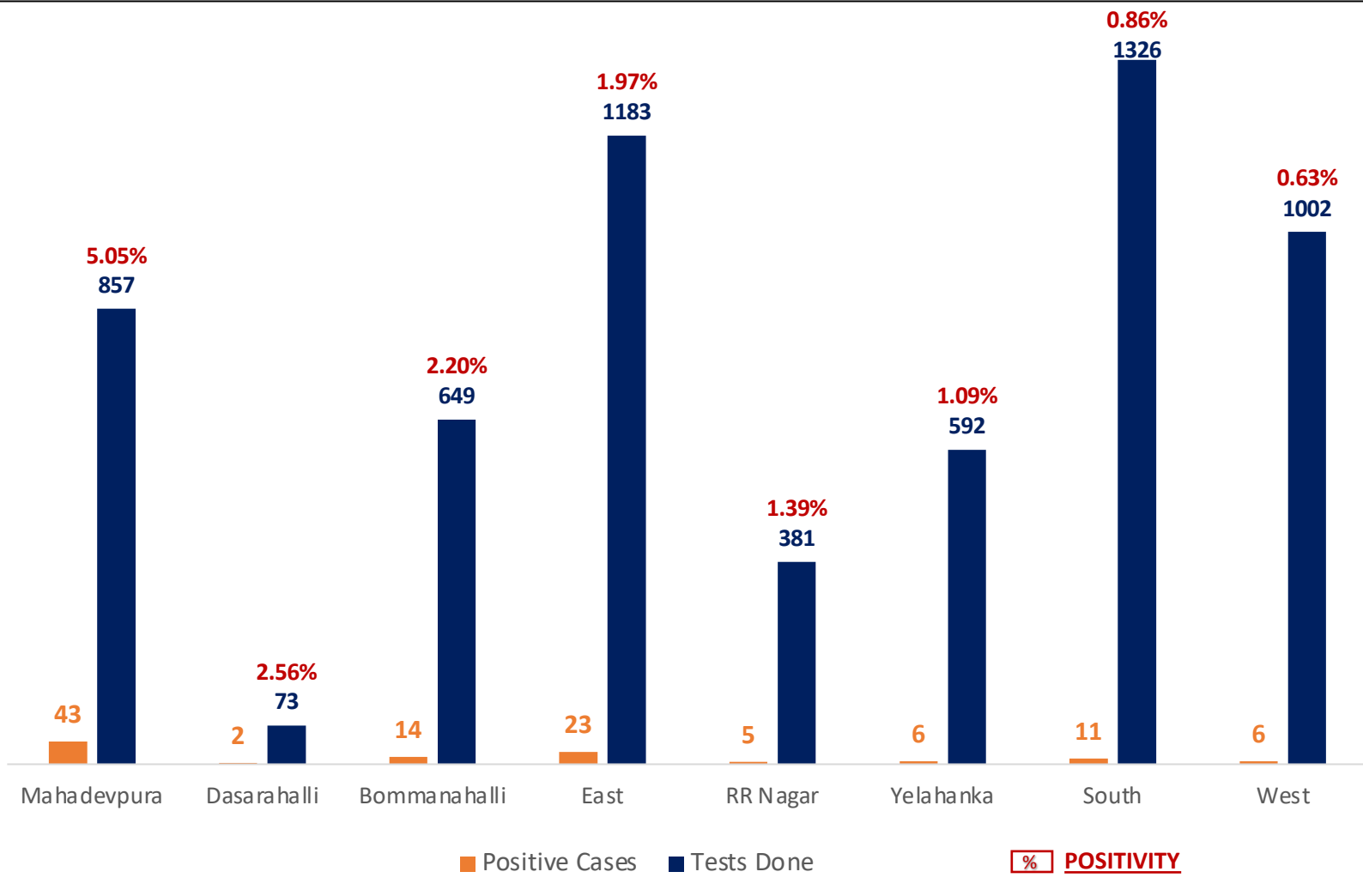


POSITIVITY RATE OF BENGALURU – LAST 21 DAYS





ZONE WISE COVID19 CASE MANAGEMENT FOR LAST 7 DAYS



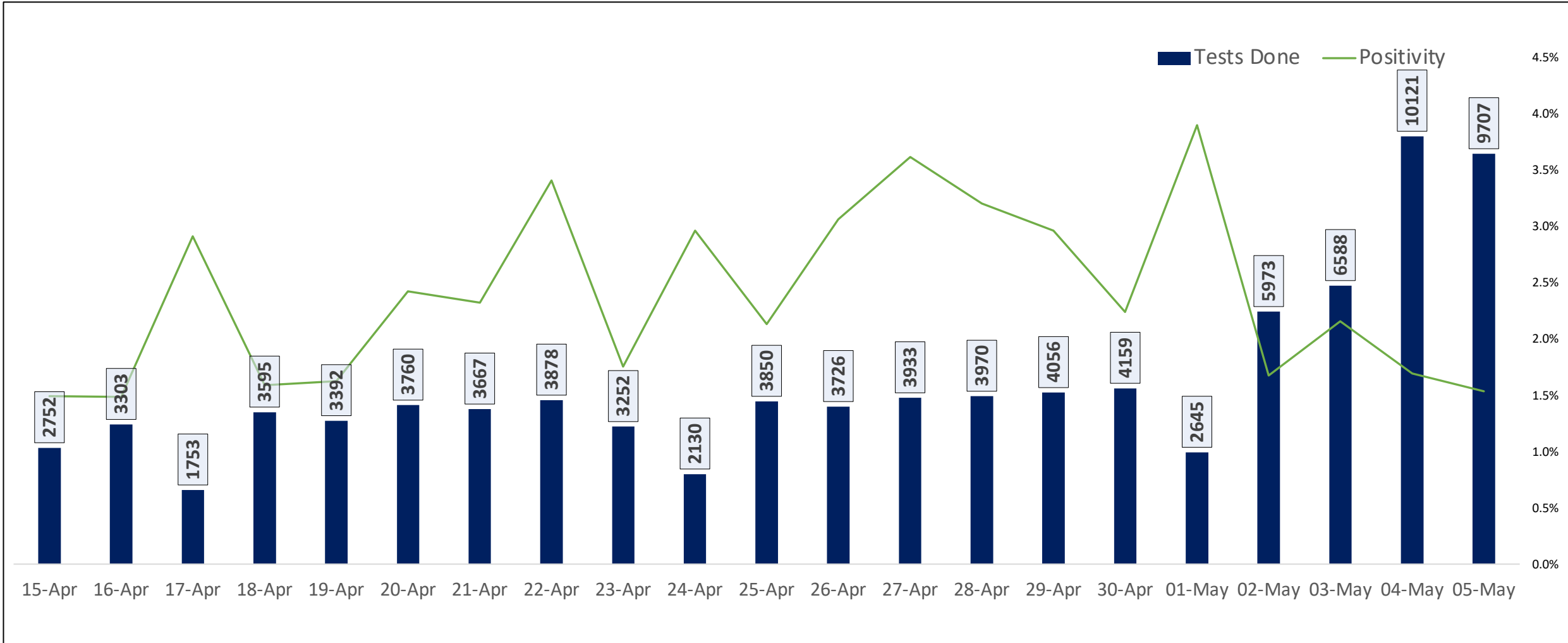
Zone Name	Hospital/CCC	Home isolation	Under Tracing
BOMMANAHALLI	0.91%	99.09%	0.00%
DASARAHALLI	0.00%	100.00%	0.00%
EAST	0.00%	100.00%	0.00%
MAHADEVAPURA	0.00%	100.00%	0.00%
RR NAGAR	3.57%	96.43%	0.00%
SOUTH	1.32%	98.68%	0.00%
WEST	3.03%	96.97%	0.00%
YELAHANKA	4.55%	95.45%	0.00%



TESTING TRENDS IN BENGALURU

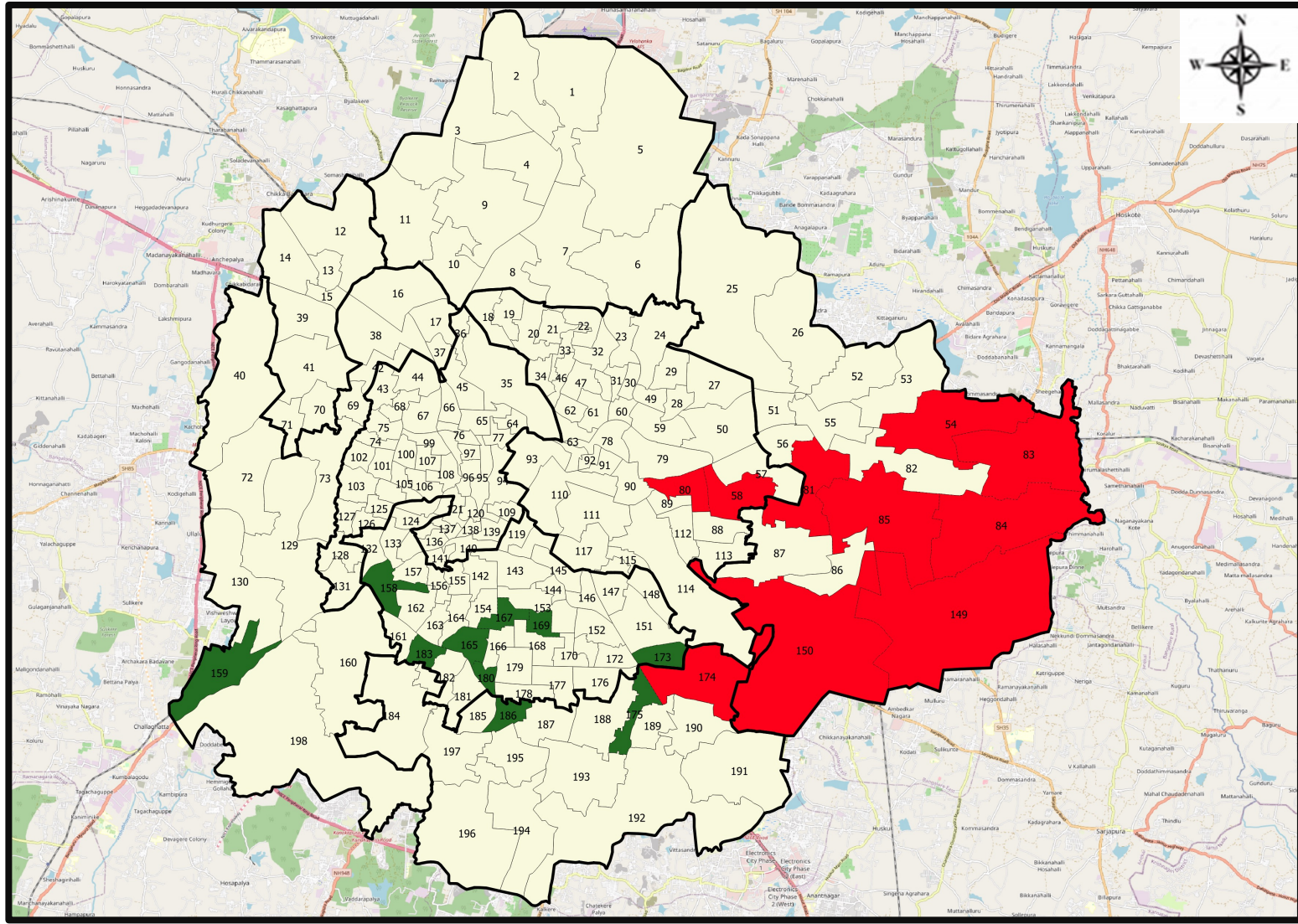


Total Test Conducted Till Date	Test Conducted Last 24 hours	Last 7 Days Average
2,94,14,411	9,707	6,178





BENGALURU URBAN MAP SHOWING TREND OF POSITIVE CASES IN LAST 7 DAYS



Top 10 wards reporting highest number of positive cases in last 7 days

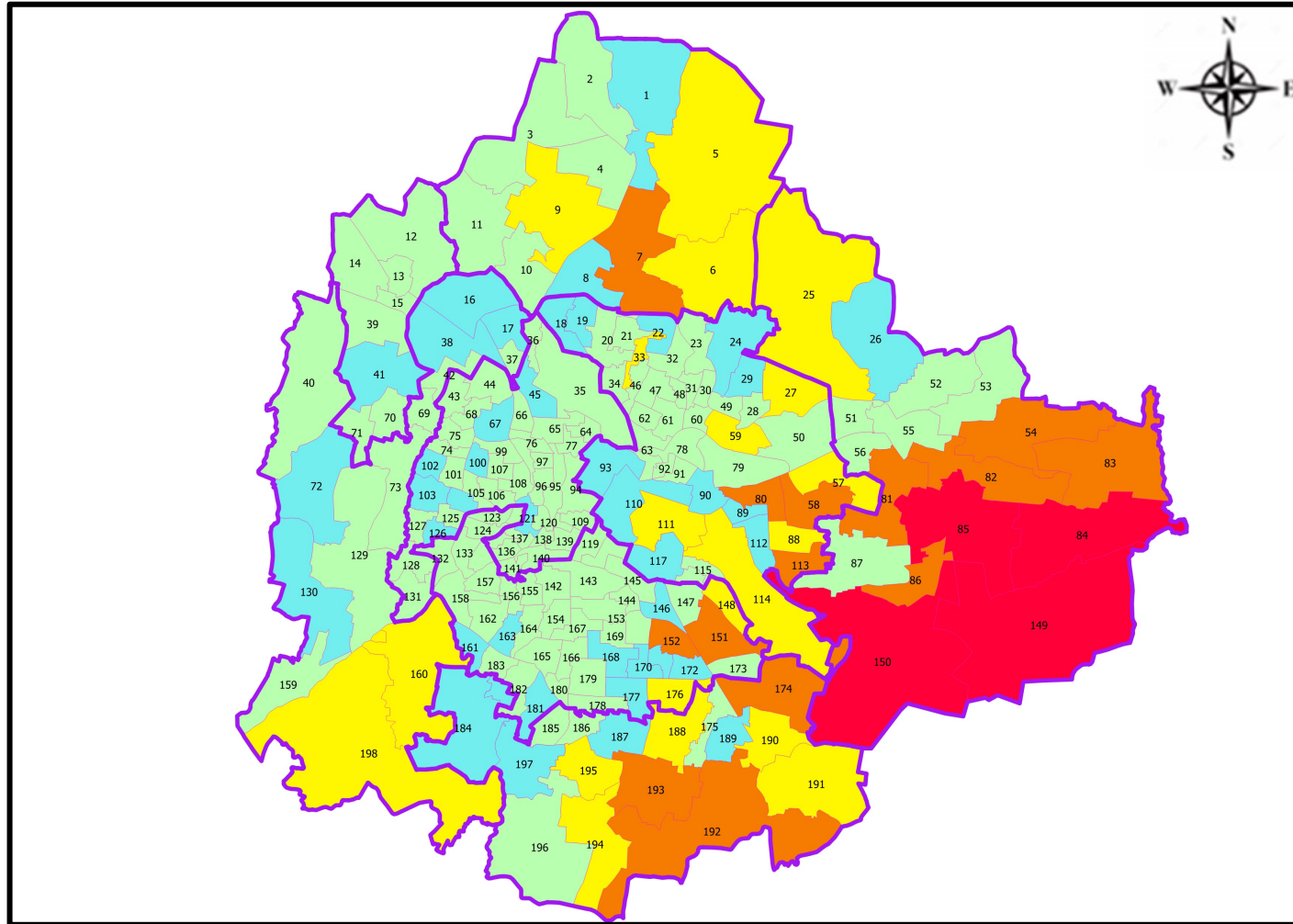
Ward No.	Ward Name	Daily Cases Average
150	Bellanduru	12
84	Hagadur	6
85	Dodda Nekkundi	6
149	Varthuru	5
80	Hoysala Nagar	3
58	New Tippasandra	3
174	HSR Layout	2
81	Vijnana Nagar	2
54	Hudi	2
83	Kadugodi	2

Top 10 wards reporting least number of positive cases in last 7 days

Ward No.	Ward Name	Daily Cases Average
186	Jaraganahalli	0
183	Chikkalsandra	0
180	Banashankari Temple Ward	0
175	Bommanahalli	0
173	Jakkasandra	0
169	Byrasandra	0
167	Yediyur	0
165	Ganesh Mandiara Ward	0
159	Kengeri	0
158	Deepanjali Nagara	0



BENGALURU MAP SHOWING INTENSITY OF POSITIVE CASES IN LAST 7 DAYS



- Level 1 : 0 to 1 Cases
- Level 2 : 1 to 05 Cases
- Level 3 : 05 to 10 Cases
- Level 4 : 10 to 25 Cases
- Level 5 : More than 25 Cases
- Zone Boundaries

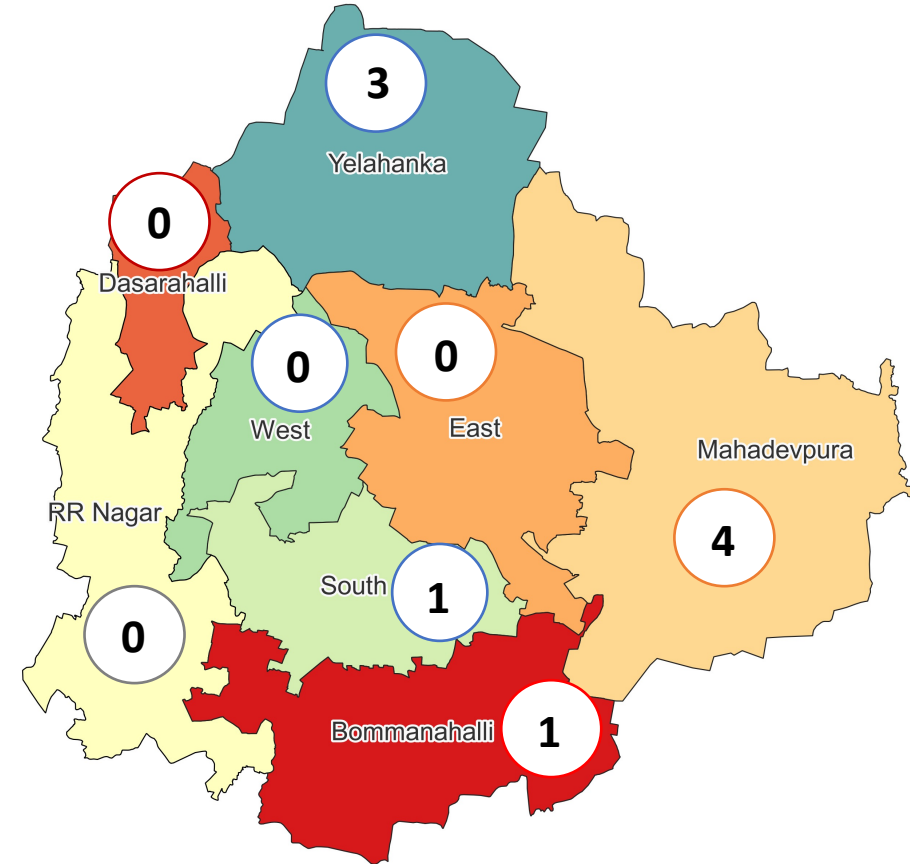


CONTAINMENT ZONE DETAILS



Zone Name	TOTAL CZs	Less Than 5 Cases	5 To 14 Cases	More Than 14 Cases
BOMMANAHALLI	1 (-)	1 (-)	0 (-)	0 (-)
DASARAHALLI	0 (-)	0 (-)	0 (-)	0 (-)
EAST	0 (-)	0 (-)	0 (-)	0 (-)
MAHADEVPURA	4 (-)	4 (-)	0 (-)	0 (-)
RR NAGAR	0 (-)	0 (-)	0 (-)	0 (-)
SOUTH	1 (-)	1 (-)	0 (-)	0 (-)
WEST	0 (-)	0 (-)	0 (-)	0 (-)
YELAHANKHA	3 (-)	3 (-)	0 (-)	0 (-)
TOTAL	9 (-)	9 (-)	0 (-)	0 (-)

Total Active Containment Zones



Types of Containment

Zone Name	Apartments/ Villa	Individual House	Hostels/Quarters	Others	Schools/Colleges
BOMMANAHALLI	1 (-)	0 (-)	0 (-)	0 (-)	0 (-)
DASARAHALLI	0 (-)	0 (-)	0 (-)	0 (-)	0 (-)
EAST	0 (-)	0 (-)	0 (-)	0 (-)	0 (-)
MAHADEVPURA	4 (-)	0 (-)	0 (-)	0 (-)	0 (-)
RR NAGAR	0 (-)	0 (-)	0 (-)	0 (-)	0 (-)
SOUTH	1 (-)	0 (-)	0 (-)	0 (-)	0 (-)
WEST	0 (-)	0 (-)	0 (-)	0 (-)	0 (-)
YELAHANKHA	2 (-)	1 (-)	0 (-)	0 (-)	0 (-)
TOTAL	8 (-)	1 (-)	0 (-)	0 (-)	0 (-)

▲▼ : Shows increase and decrease in numbers as compared to previous day



GOVT. QUOTA COVID BED STATUS AS ON 06.05.2022



SR. NO.	Facility Type	No. of Hospital	Total Allocated Beds for C+ Patients					Occupied Beds for C+ Patients					Net Available Beds for C+ Patients				
			Gen Beds	HDU	ICU Beds	ICU-V	Total	Gen Beds	HDU	ICU Beds	ICU-V	Total	Gen Beds	HDU	ICU Beds	ICU-V	Total
1	Government Medical Colleges	4	120	255	33	27	435	1	0	0	0	1	119	255	33	27	434
2	Government Hospitals	18	637	292	74	95	1,098	0	0	0	0	0	637	292	74	95	1,098
3	Private Medical Colleges	12	178	200	66	35	479	0	0	0	0	0	178	200	66	35	479
4	Private Hospitals	32	181	61	49	42	333	0	0	0	0	0	181	61	49	42	333
5	Covid Care Centre	1	50					0					50				
Total Beds		67	1,166	808	222	199	2,395	1	0	0	0	1	1,165	808	222	199	2,394

* Status as on 06.05.2022 – 04:40 PM

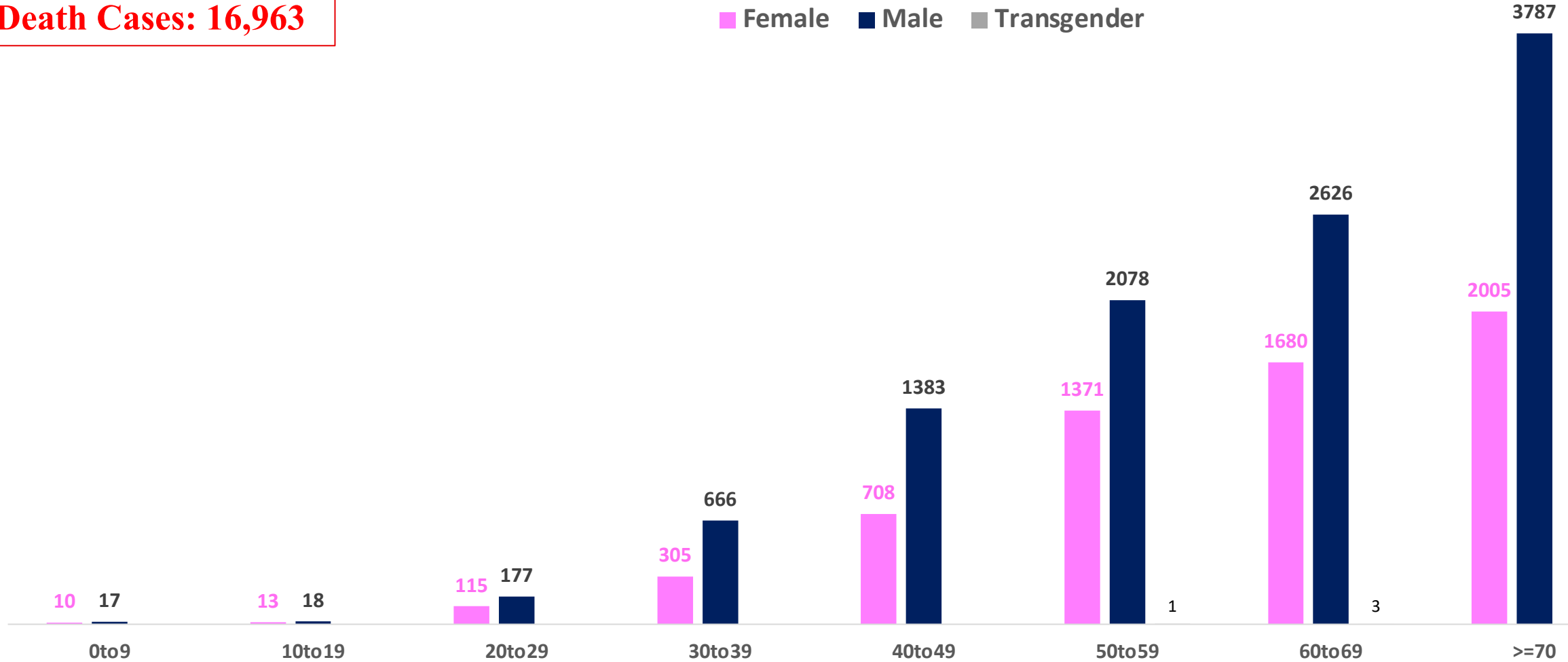


AGE AND GENDER WISE DISTRIBUTION OF DEATH CASES



Death Cases: 16,963

Female Male Transgender





VACCINATION COVERAGE AS ON 05.05.2022



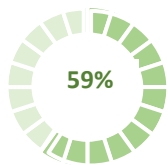
Total Doses Administered

1,89,10,029

▲ 10,305

Total 12-14 years Population : 2.82 Lakhs

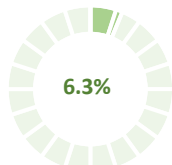
1ST DOSE



1,66,963
Doses administered

▲ 1,159

2ND DOSE

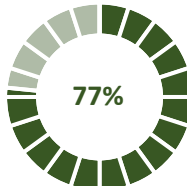


17,609
Doses administered

▲ 1,337

Total 15-18 years Population : 4.42 Lakhs

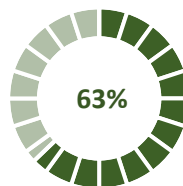
1ST DOSE



3,39,118
Doses administered

▲ 167

2ND DOSE

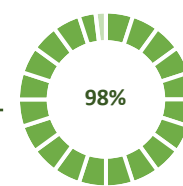


2,78,191
Doses administered

▲ 288

Total adult Population : 91.7 Lakhs

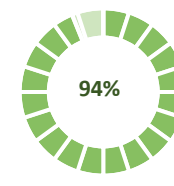
1ST DOSE



89,93,358
Doses administered

▲ 311

2ND DOSE



86,08,516
Doses administered

▲ 2,894

Priority Group*

Health Care Workers

Dose 1

2,10,294
Doses administered

▲ 0

Dose 2

2,06,202
Doses administered

▲ 6

Frontline Workers

Dose 1

3,81,763
Doses administered

▲ 2

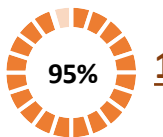
Dose 2

3,72,272
Doses administered

▲ 33

45 – 59 Years Coverage

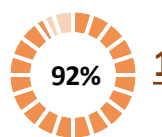
Dose 1



16,93,092
Doses administered

▲ 31

Dose 2

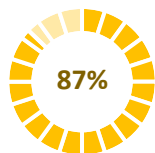


16,38,664
Doses administered

▲ 637

18 - 44 Years Coverage

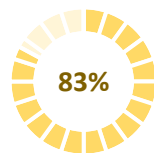
Dose 1



57,29,181
Doses administered

▲ 243

Dose 2



54,48,221
Doses administered

▲ 1,968

60 + Years Coverage

Dose 1



9,79,028
Doses administered

▲ 35

Dose 2



9,43,157
Doses administered

▲ 250

PRECAUTION DOSE



5,06,274

Doses administered

▲ 4,149

PRECAUTION DOSES ADMINISTERED

Health Care Workers

72,397
Booster Doses administered

▲ 299

Front Line Workers

65,259
Booster Doses administered

▲ 878

60 + Years Coverage

2,99,398
Booster Doses administered

▲ 1,476

18 + Years Coverage

69,220
Booster Doses administered

▲ 1,496

▲ indicates the increase in last 24 hours



COVID-19 SCENARIO IN BENGALURU AND OTHER METROPOLITIAN CITIES



CITY NAME	Positive Cases	Active Cases	Recovered	Deceased	Vaccine Doses Administered
New Delhi	18,89,769	5,746	18,57,846	26,177	3,36,86,391
Bengaluru*	17,84,342	1,789	17,65,590	16,963	2,17,37,357
Mumbai	10,59,395	682	10,39,150	19,563	2,09,24,478
Chennai	7,51,854	300	7,42,486	9,068	1,04,29,903
Kolkata	4,47,192	272	4,41,264	5,656	1,00,50,851

Source : <https://dashboard.cowin.gov.in/> at 4:40pm (06.05.2022)
Source : <https://www.covid19bharat.org/> at 4:40pm (06.05.2022)

*includes BBMP & Bengaluru Urban



SNAPSHOT OF COVID-19 CASES IN BENGALURU URBAN



**Total Wards With
<=5 Cases* :
157**

**Tests Conducted
On 05.05.2022:
9,707**

**Recovery
Rate:
98.95%**

**Total
Active Cases :
1,789**

**Total Vaccinated on
05.05.2022:
10,305**

**Positivity
Rate* :
2.03%**

**Active
Rate:
0.10%**

**Case
Fatality Rate* :
0.00%**



*Total positive cases In the past 7 days

*CFR and positivity is for Past 7 days



ಬೃಹತ್ ಬೆಂಗಳೂರು ಮಹಾನಗರ ಪಾಲಿಕೆ
Bruhat Bengaluru Mahanagara Palike



Download BBMP Bulletin	https://apps.bbmpgov.in/covid19/mediabulletin.php
For BBMPCovid19 Bed Status:	https://apps.bbmpgov.in/covid19/en/Bedstatus.php
To register for vaccination :	https://selfregistration.cowin.gov.in/
BBMP COVID19 Dashboard:	https://apps.bbmpgov.in/covid19/
Follow us on:	 www.facebook.com/bbmp.comm1/
	 twitter.com/BBMPCOMM

Issued by:

Honorable Chief Commissioner, BBMP
Special Commissioner Health & IT, BBMP
MD, Bengaluru Smart City Limited

THANK YOU !



Department of Health and Family Welfare



**DON'T LET
COVID KEEP
YOU ON THE
BACK FOOT**



For more details please call 24X7 Toll-Free Health Helpline 104 Health For All, Health Everywhere

